



# Classic

Medallion. Imperial. Baroque.  
Filigree. Floral.

Highline Express Collection

**ege**<sup>®</sup>



# **Classic**

**Medallion. Imperial. Baroque.  
Filigree. Floral.**

Highline Express Collection







<b>Intro</b>	Page <b>008 / 009</b>
<b>Inspiration</b>	Page <b>010 / 011</b>
<b>Recolour</b>	Page <b>012 / 013</b>
<b>Designs</b>	Page <b>014 / 091</b>
<b>Recolour examples</b>	Page <b>092 / 095</b>
<b>Quality options</b>	Page <b>096 / 097</b>
<b>Specifications</b>	Page <b>098 / 099</b>
<b>Index</b>	Page <b>100 / 104</b>











**Dress the floors with glorious, elegant patterns and historic design details for a magnificent interior with a luxurious ambience. Remember our heritage and ancient arts and discover majestic medallions, fine filigree, opulent ornaments and delicate damask.**

**From sophisticated, sometimes even flamboyant, to graceful and refined, the Classic collection honours the amazing designs that have been around for centuries and adorn our traditional and beautiful interiors.**











**Our design team assists recolouring  
your selected designs**



**ALL THE DESIGNS CAN BE RECOLOURED TO MEET  
YOUR PREFERENCES AND REQUIREMENTS**

Our in-house team of experienced designers has carefully selected patterns and colours to provide you with lots of options, ideas and inspiration for your next carpet project.

Thanks to our advanced production technology, it is easy and quick to recolour a standard design at no extra charge. Pick any design and select your colours from one of the four standard colour palettes. Our design team is always on hand to assist and visualise the design in your colour selection. Learn more about how to recolour from page 92.

The Classic designs are part of the Highline Express collections offering hundreds of standard designs. These can be recoloured and produced in one of nine different qualities to match your budget and demands for wear-resistance, acoustics, comfort, insulation and fire resistance.













200 cm

30 cm

40 cm

C1	C2	C3	C4	C5
GB3	GB6	AC45	GB4	AC49





BORDER

C1	C2	C3	C4	C5
GB6	GB2	AC13	GB3	AC49

INFILL



C1	C2	C3	C4	C5
GB6	GB3	AC49	GB2	AC13



**RF5500403** SAVONNERIE

K5500

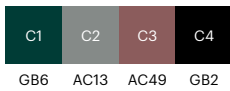

w: 97.8 cm x l: 97.8 cm



**RF5500404** CHAIN TRELLIS

K5500


w: 24.4 cm x l: 24.4 cm



**RF5500405** CHAIN DOT

K5500

w: 24.4 cm x l: 24.4 cm





























200 cm

30 cm

40 cm

C1	C2	C3	C4	C5	C6	C7
GB6	AC51	GB4	AC13	AC14	GB3	AC49





200 cm

30 cm

40 cm

C1	C2	C3	C4	C5	C6
AC51	GB6	AC49	GB3	GB4	AC45




**RF5500408** INDIAN DAMASK  
w: 48.8 cm x l: 99.6 cm

K5500



**RF5500409** PALACE GARDEN  
w: 48.8 cm x l: 48.8 cm


K5500






**RF5500410** HYACINTHS & CARNATION  
w: 48.8 cm x l: 75.9 cm

K5500



**RF5500411** CORONATION  
w: 130.0 cm x l: 130.0 cm


K5500






**RF5500412** INDIAN DAMASK  
w: 48.8 cm x l: 99.6 cm

K5500




**RF5500413** CURSOR  
w: 24.4 cm x l: 24.4 cm

K5500




**RF5500414** CURSOR DOT  
w: 48.8 cm x l: 48.8 cm

K5500








BORDER



INFILL



















BORDER

C1	C2	C3	C4	C5	C6
GB5	AC33	AC24	GB3	AC13	GB4


INFILL

C1	C2	C3	C4	C5
GB3	AC24	AC13	GB5	GB4



**RF5500417 TULIP LATTICE**  
w: 97.8 cm x l: 94.0 cm

K5500



200 cm

30 cm

40 cm



AC51 GB5 AC33 GB4 GB1 AC13 GB3 GB2

**RF5500418 MUCHA**  
w: 48.8 cm x l: 48.8 cm

K5500



200 cm

30 cm

40 cm

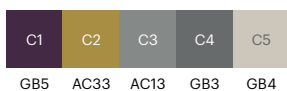



GB5 AC24 GB3 AC13 AC33



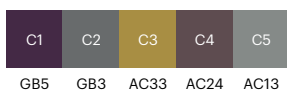
**RF5500419** IRON GATE  
w: 130.0 cm x l: 130.0 cm

K5500




**RF5500420** STELLA  
w: 12.2 cm x l: 12.2 cm

K5500



**RF5500421** PIP  
w: 6.1 cm x l: 6.1 cm

K5500






















# FLOORSCAPE INSPIRATION








200 cm

30 cm

40 cm

C1	C2	C3	C4	C5	C6
GB5	AC24	GB3	AC13	GB1	AC33





BORDER

C1	C2	C3
GB5	GB3	AC24

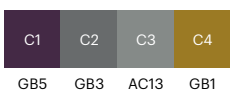
INFILL

C1	C2	C3
GB5	AC24	GB3



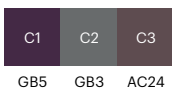
**RF5500424** VENICE  
w: 8.1 cm x l: 9.1 cm

K5500



**RF5500425** PAISLEY SHAWL  
w: 195.6 cm x l: 195.6 cm

K5500






**RF5500426** PATINATED FLOWERWORK

w: 78.2 cm x l: 134.6 cm

K5500



**RF5500427** AMALFI SMALL

w: 97.5 cm x l: 65.0 cm

K5500





**RF5500428** CROWN PALACE  
w: 48.8 cm x l: 82.6 cm

K5500



**RF5500429** AMALFI LARGE  
w: 195.1 cm x l: 130.0 cm

K5500















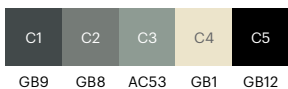






**RF52202701** MUCHA  
w: 48.8 cm x l: 48.8 cm

K5220



**RF52202702** MARKER  
w: 12.2 cm x l: 11.2 cm

K5220



**RF52202703** IRON GATE  
w: 130.0 cm x l: 130.0 cm

K5220








BORDER



INFILL








200 cm

30 cm

40 cm



GB9 GB12 AC43 GB1 AC53 GB8



200 cm


30 cm

40 cm



GB9 AC43 AC53 GB1 GB12





400 cm

100 cm

C1	C2	C3	C4	C5
GB12	GB9	GB8	GB2	GB1



**RF52202709 PAISLEY SHAWL**  
w: 195.6 cm x l: 195.6 cm


K5220



400 cm


30 cm

40 cm



**RF52202710 POMEGRANATES**  
w: 97.8 cm x l: 182.9 cm

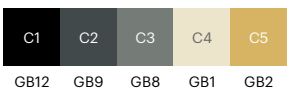
K5220



200 cm

30 cm

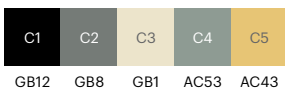
40 cm





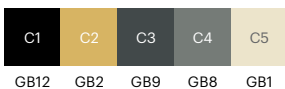

**RF52202711** NEW REX  
w: 178 cm x l: 20.3 cm

K5220



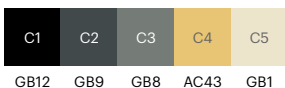
**RF52202707** CHAIN TRELLIS  
w: 24.4 cm x l: 24.4 cm

K5220



**RF52202712** DAUPHIN  
w: 130.0 cm x l: 130.0 cm


K5220








BORDER



GB12 GB8 GB9 AC43

INFILL

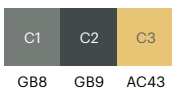




GB12 GB8 AC43 GB9



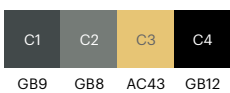
**RF52202714** ERMINE DOT  
w: 6.1 cm x l: 6.1 cm

K5220



**RF52202715** QUEENS ORNAMENT  
w: 48.8 cm x l: 72.6 cm

K5220
















BORDER



INFILL



100 cm

100 cm



**RF5500431** VERSAILLES  
w: 195.1 cm x l: 97.5 cm

K5500



200 cm

30 cm

40 cm

C1	C2	C3	C4	C5
GB8	GB3	AC15	GB7	AC13

**RF52953904** HALL OF MIRRORS  
w: 130.0 cm x l: 130.0 cm

K5295



200 cm

30 cm

40 cm

C1	C2	C3	C4	C5	C6
GB6	GB5	GB4	GB3	GB2	GB1



**RF52953903** ROCHESTER MEDALLION

K5295

w: 97,5 cm x l: 97,5 cm



C1	C2	C3	C4	C5	C6	C7
GB6	GB5	GB1	GB2	AC18	AC13	AC14

**RF5500430** HALL OF MIRRORS

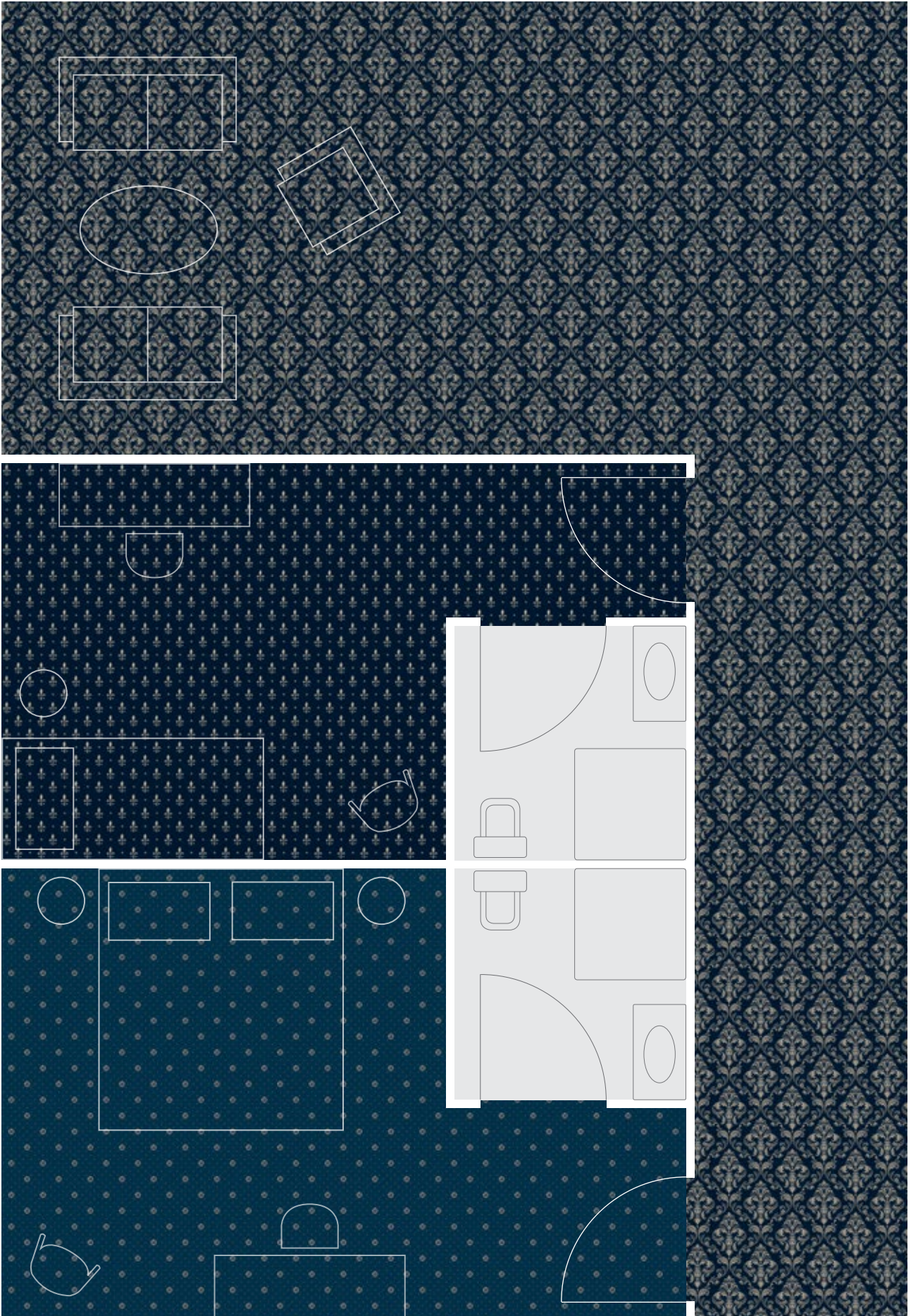
K5500

w: 130,0 cm x l: 130,0 cm



C1	C2	C3	C4	C5	C6	C7
GB8	AC61	GB7	GB3	AC14	GB4	AC59






























BORDER

C1	C2	C3	C4	C5
GB1	AC13	GB2	GB3	GB5

INFILL

C1	C2	C3	C4
GB6	GB1	GB5	GB2





BORDER

C1	C2	C3	C4	C5
AC59	AC13	GB3	GB7	GB4


INFILL

C1	C2	C3	C4	C5
GB8	GB4	GB7	AC13	GB3



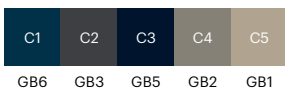
**RF5500434** SCROLL ROSE  
w: 48,8 cm x l: 48,8 cm

K5500




**RF52953906** ROSETTE  
w: 24,4 cm x l: 24,4 cm

K5295



**RF52953907** NEW REX  
w: 17,8 cm x l: 20,3 cm

K5295





**RF52953902** SAVONNERIE  
w: 97,8 cm x l: 97,8 cm

K5295



200 cm


30 cm

40 cm



**RF52953909** ROSETTE DOT  
w: 61 cm x l: 61 cm


K5295



200 cm

30 cm

40 cm







**RF52953908** DAUPHIN  
w: 130,0 cm x l: 130,0 cm

K5295



**RF52953910** NEW MEDALLION  
w: 97,5 cm x l: 48,8 cm

K5295

























BORDER




INFILL







**RF52755102** FLORAL DOT  
w: 24.4 cm x l: 24.4 cm

K5275



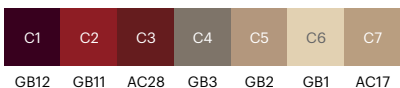
**RF52755103** FLORAL FLOWER  
w: 24.4 cm x l: 24.4 cm

K5275



**RF52755104** FLORAL PATH  
w: 48.8 cm x l: 48.8 cm

K5275






**RF52755105 ROCHESTER MEDALLION**

K5275


w: 97.5 cm x l: 97.5 cm




**RF52755106 NEW SAVONNERIE**

K5275

w: 97.8 cm x l: 97.8 cm







C1	C2	C3	C4	C5
GB12	GB2	GB11	AC26	GB1


















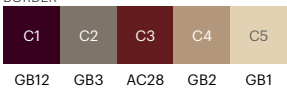


C1	C2	C3	C4	C5
GB12	AC28	GB3	GB2	AC26






BORDER



INFILL







200 cm

30 cm


40 cm

C1	C2	C3	C4	C5	C6
GB3	AC17	GB2	GB1	GB12	AC28




**RF52755112** VERSAILLES  
w: 195.1 cm x l: 97.5 cm

K5275





**RF52755113** FLORAL DOT  
w: 24.4 cm x l: 24.4 cm


K5275







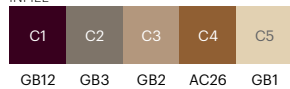




BORDER



INFILL





**RF52755115** MUCHA  
w: 48,8 cm x l: 48,8 cm


K5275



200 cm

30 cm

40 cm



**RF52755116** IRON GATE  
w: 130,0 cm x l: 130,0 cm


K5275



200 cm

30 cm

40 cm





# STANDARD COLOUR PALETTES

All designs are developed in one of four standard colour palettes as listed below. Each palette has 12 solid base colours (GB1-12) including a large number of accent colours (AC).

**K5500 BASE COLOUR PALETTE**

GB1 K40501	GB2 K40502	GB3 K40503	GB4 K40504
GB5 K40505	GB6 K40506	GB7 K40507	GB8 K40508
GB9 K40509	GB10 K40510	GB11 K40511	GB12 K40512

**K5500 ACCENT COLOURS** for use in areas of max. 50 x 50 cm

AC13	AC14	AC15	AC16	AC17	AC48	AC49	AC50	AC51	AC52
AC18	AC19	AC20	AC21	AC22	AC53	AC54	AC55	AC56	AC57
AC23	AC24	AC25	AC26	AC27	AC58	AC59	AC60	AC61	AC62
AC28	AC29	AC30	AC31	AC32	AC63	AC64	AC65	AC66	AC67
AC33	AC34	AC35	AC36	AC37	AC68	AC69	AC70	AC71	AC72
AC38	AC39	AC40	AC41	AC42	AC73	AC74	AC75	AC76	AC77
AC43	AC44	AC45	AC46	AC47					

**K5220 BASE COLOUR PALETTE**

GB1 A20041	GB2 A20042	GB3 A20043	GB4 K20044
GB5 K20045	GB6 K20046	GB7 K20047	GB8 K20048
GB9 K20049	GB10 K20050	GB11 K20051	GB12 K20012

**K5220 ACCENT COLOURS** for use in areas of max. 50 x 50 cm

AC43	AC44	AC45	AC46	AC47	AC63	AC64	AC65	AC66	AC67
AC48	AC49	AC50	AC51	AC52	AC68	AC69	AC70	AC71	AC72
AC53	AC54	AC55	AC56	AC57	AC73	AC74	AC75	AC76	AC77
AC58	AC59	AC60	AC61	AC62					

**K5275 BASE COLOUR PALETTE**

GB1 K28328	GB2 K28329	GB3 K28378	GB4 K28374
GB5 K28366	GB6 K28364	GB7 K28380	GB8 K28379
GB9 K27886	GB10 K28360	GB11 K28367	GB12 K28368

**K5275 ACCENT COLOURS** for use in areas of max. 50 x 50 cm

AC13	AC14	AC15	AC16	AC17	AC33	AC34	AC35	AC36	AC37
AC18	AC19	AC20	AC21	AC22	AC38	AC39	AC40	AC41	AC42
AC23	AC24	AC25	AC26	AC27	AC43	AC44	AC45	AC46	AC47
AC28	AC29	AC30	AC31	AC32					

**K5295 BASE COLOUR PALETTE**

GB1 K28601	GB2 K28602	GB3 K28603	GB4 K20012
GB5 H28605	GB6 K28606	GB7 K28607	GB8 K28608
GB9 K28609	GB10 K28610	GB11 H28611	GB12 H28632

**K5295 ACCENT COLOURS** for use in areas of max. 50 x 50 cm

AC13	AC14	AC15	AC16	AC17	AC33	AC34	AC35	AC36	AC37
AC18	AC19	AC20	AC21	AC22	AC38	AC39	AC40	AC41	AC42
AC23	AC24	AC25	AC26	AC27	AC43	AC44	AC45	AC46	AC47
AC28	AC29	AC30	AC31	AC32					



## RECOLOUR STEPS



### SELECT DESIGN

RF5500431

C1	C2	C3	C4	C5
GB8	GB3	AC15	GB7	AC13



### CHANGE COLOUR OF BACKGROUND

CHOOSE BETWEEN GB1-12 AND IN AREAS OF MAX. 50 X 50 CM ALSO CHOOSE ACCENT COLOURS

EF80837-101

C1	C2	C3	C4	C5
GB6	GB3	AC15	GB7	AC13



### CHANGE COLOURS OF PATTERN

CHOOSE BETWEEN GB1-12 AND ACCENT COLOURS FROM THE SAME COLOUR PALETTE AS USED FOR BACKGROUND

EF80837-102

C1	C2	C3	C4	C5
GB6	AC28	GB11	GB2	GB12



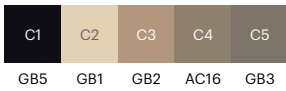
## RECOLOUR EXAMPLES

Pick any design and make the colours fit perfectly to your surroundings by using colours from one of the four palettes shown on page 92.



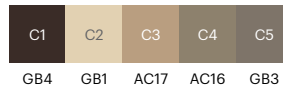
**RF52755117** NEW MEDALLION  
w: 97.5 cm x l: 48.8 cm

K5275





**RF52755118** SCROLL ROSE  
w: 48.8 cm x l: 48.8 cm

K5275




**RF52755119** NEW REX  
w: 17.8 cm x l: 20.3 cm

K5275



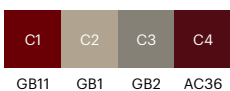
**RF52953911** AMALFI SMALL  
w: 97.5 cm x l: 65.0 cm

K5295




**RF52953912** PAISLEY SHAWL  
w: 195.6 cm x l: 195.6 cm

K5295



**RF5500437** CURSOR  
w: 24.4 cm x l: 24.4 cm

K5500








**RF5500438** CORONATION

K5500


w: 130.0 cm x l: 130.0 cm



**RF52953913** CHAIN TRELLIS

K5295


w: 24.4 cm x l: 24.4 cm



**RF52953914** HYACINTHS & CARNATION

K5295


w: 48.8 cm x l: 75.9 cm



**RF5500439** QUEENS ORNAMENT

K5500

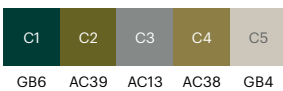
w: 48.8 cm x l: 72.6 cm



**RF5500440** IRON GATE

K5500

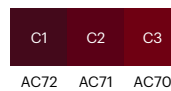
w: 130.0 cm x l: 130.0 cm




**RF5500441** CROWN PALACE

K5500

w: 48.8 cm x l: 82.6 cm









**Choose among a variety of carpet qualities to enhance the style and ambience of your design project**



### **WE CAN HELP YOU FIND THE CARPET TO MATCH YOUR TASTE, SPECIFICATIONS AND PRACTICAL NEEDS**

With the Highline Express collections we offer you a wide variety of standard designs in different cut or loop piles. You even have the option of recolouring the designs to make them match the rest of your interior. If you are not looking for patterned carpets, we also offer flat woven, shag or tufted constructions in a wide palette of solid colours as well as multi-level loop structures.

At ege, you will find many functional qualities, aesthetic colours, beautiful patterns and cool design collections available as broadloom and tiles. You can set new standards in floor design by combining different collections into distinctive design solutions that will fit practical needs, tastes and any kind of budget.

Create the perfect balance in your interior with the power of colours and an interesting mix of soft and hard materials. Use the carpet as one of your key building stones in creating the atmosphere you have in mind not only in terms of design and colour, but also in terms of texture and feel. You can also choose different carpets for different rooms and areas or use creative combinations to move or guide people.

Check out the collections at [egecarpets.com](http://egecarpets.com) and find the carpet that fits your next floor design.



# HIGHLINE QUALITIES

No minimum order requirements  
24-hour sample service  
Dispatch within 2 weeks from receipt of order

Construction characteristics	Standard	Highline 80/20 1900 WT	Highline 80/20 1400 WT	Highline 80/20 1100 WT
Structure	ISO 2424	Tufted cut pile	Tufted cut pile	Tufted cut pile
Pile material	DIR 96/73, 96/74	80% wool, 20% polyamide	80% wool, 20% polyamide	80% wool, 20% polyamide
Coloration	-	Millitron dyed	Millitron dyed	Millitron dyed
Backing	eTL	WT – Woven textile	WT – Woven textile	WT – Woven textile
Dimensions	ISO 3018	Approx. 400 cm	Approx. 400 cm	Approx. 400 cm
Gauge	ISO 2424	1/8	1/8	1/8
Total thickness	ISO 1765	Approx. 10.0 mm	Approx. 8.5 mm	Approx. 8.0 mm
Surface pile thickness	ISO 1766	Approx. 7.5 mm	Approx. 6.0 mm	Approx. 5.5 mm
Tufts	ISO 1763	Approx. 167,000 per m <sup>2</sup>	Approx. 137,000 per m <sup>2</sup>	Approx. 120,000 per m <sup>2</sup>
Total carpet weight	ISO 8543	Approx. 3,350 g/m <sup>2</sup>	Approx. 2,900 g/m <sup>2</sup>	Approx. 2,600 g/m <sup>2</sup>
Pile yarn weight	eTL	Approx. 1,900 g/m <sup>2</sup>	Approx. 1,400 g/m <sup>2</sup>	Approx. 1,100 g/m <sup>2</sup>
Surface pile density	ISO 8543	Approx. 0.200 g/cm <sup>3</sup>	Approx. 0.170 g/cm <sup>3</sup>	Approx. 0.150 g/cm <sup>3</sup>
Soil protection	eTL	Yes	Yes	Yes
Biocidal treatment	Biocidal Product Regulation	Contains a preservative to control microbiological deterioration	Contains a preservative to control microbiological deterioration	Contains a preservative to control microbiological deterioration

## Performance characteristics

Performance areas	EN 1307	Class 33 – Commercial – Heavy	Class 33 – Commercial – Heavy	Class 32 – Commercial – General
Castor chair suitability	EN 985	-	-	-
Suitability for use on stairs	EN 1963	-	Yes	Yes
Static control	eTL	Permanently antistatic	Permanently antistatic	Permanently antistatic
Suitability for under floor heating	eTL	Approx. 0.17 m <sup>2</sup> K/W	Approx. 0.15 m <sup>2</sup> K/W	Approx. 0.14 m <sup>2</sup> K/W
Acoustical insulation from impact noise	ISO 717-2/eTL	29 dB	31 dB	27 dB
Acoustical absorption	ISO 354/eTL	0.30 aW	0.25 aW	0.25 aW

## Safety and environmental characteristics

Fire classifications	EN 13501-1 Euroclass IMO MK Godkendelse VKF/AEAI	C <sub>ii</sub> -s1 - Approved Approved	B <sub>ii</sub> -s1 Certified Approved Approved	B <sub>ii</sub> -s1 Certified Approved Approved
Indoor climate	BASTA DIM Certificate Emissions dans l'air intérieur GECA Green Label Plus	Registered No. 006 A+/A+ - Approved	Registered No. 006 A+/A+ - Approved	Registered No. 006 A+/A+ - Approved
Environmental profile	Bre BREEAM-NOR Byggvarudeklaration Cradle to Cradle Certified™ Environmental Product Declaration LEED	- - - Silver certified - Qualified	- - - Silver certified EPD-EGE-20150234-CBC1-EN Qualified	- - - Silver certified EPD-EGE-20150233-CBC1-EN Qualified
CE Labeling	EN 14041	Certified	Certified	Certified

## Manufacturer characteristics

Quality management	ISO 9001	Audited and verified by Bureau Veritas Certification
Environmental management	ISO 14001	Audited and verified by Bureau Veritas Certification
Eco management	EMAS	Audited and verified by Bureau Veritas Certification
Occupational Health & Safety	DS/OHSAS 18001	Audited and verified by Bureau Veritas Certification
Corporate Social Responsibility	DS 49001	Audited and verified by Bureau Veritas Certification
Carpet Recycling UK	Member	carpetrecyclinguk.com



<b>Highline 1100 WT</b>	<b>Highline 910 WT</b>	<b>Highline 750 WT</b>	<b>Highline 630 WT</b>	<b>Highline Carré WT</b>	<b>Highline Loop WT</b>
Tufted cut pile	Tufted cut pile	Tufted cut pile	Tufted cut pile	Tufted loop pile	Tufted loop pile
100% regenerated ECONYL® polyamide	100% polyamide	100% polyamide	100% polyamide	100% regenerated ECONYL® polyamide	100% polyamide
Millitron dyed	Millitron dyed	Millitron dyed	Millitron dyed	Millitron dyed	Millitron dyed
WT - Woven textile	WT - Woven textile	WT - Woven textile	WT - Woven textile	WT - Woven textile	WT - Woven textile
Approx. 400 cm	Approx. 400 cm	Approx. 400 cm	Approx. 400 cm	Approx. 400 cm	Approx. 400 cm
1/8	1/10	1/8	1/10	1/10	1/10
Approx. 8.3 mm	Approx. 7.5 mm	Approx. 7.0 mm	Approx. 6.5 mm	Approx. 5.5 mm	Approx. 7.0 mm
Approx. 5.6 mm	Approx. 5.0 mm	Approx. 4.5 mm	Approx. 4.0 mm	Approx. 3.0 mm	Approx. 4.0 mm
Approx. 197,100 per m <sup>2</sup>	Approx. 222,000 per m <sup>2</sup>	Approx. 127,000 per m <sup>2</sup>	Approx. 230,000 per m <sup>2</sup>	Approx. 173,000 per m <sup>2</sup>	Approx. 153,000 per m <sup>2</sup>
Approx. 2,550 g/m <sup>2</sup>	Approx. 2,350 g/m <sup>2</sup>	Approx. 2,250 g/m <sup>2</sup>	Approx. 2,050 g/m <sup>2</sup>	Approx. 2,050 g/m <sup>2</sup>	Approx. 2,200 g/m <sup>2</sup>
Approx. 1,100 g/m <sup>2</sup>	Approx. 910 g/m <sup>2</sup>	Approx. 760 g/m <sup>2</sup>	Approx. 630 g/m <sup>2</sup>	Approx. 440 g/m <sup>2</sup>	Approx. 680 g/m <sup>2</sup>
Approx. 0.155 g/cm <sup>3</sup>	Approx. 0.150 g/cm <sup>3</sup>	Approx. 0.130 g/cm <sup>3</sup>	Approx. 0.120 g/cm <sup>3</sup>	Approx. 0.100 g/cm <sup>3</sup>	Approx. 0.115 g/cm <sup>3</sup>
Yes	Yes	Yes	Yes	Yes	Yes
-	-	-	-	-	-

Class 33 – Commercial – Heavy	Class 33 – Commercial – Heavy	Class 32 – Commercial – General	Class 33 – Commercial – Heavy	Class 33 – Commercial – Heavy	Class 33 – Commercial – Heavy
Intensive use	Intensive use	-	Intensive use	Intensive use	Intensive use
Yes	Yes	-	Yes	Yes	Yes
Permanently antistatic	Permanently antistatic	Permanently antistatic	Permanently antistatic	Permanently antistatic	Permanently antistatic
Approx. 0.14 m <sup>2</sup> K/W	Approx. 0.13 m <sup>2</sup> K/W	Approx. 0.12 m <sup>2</sup> K/W	Approx. 0.11 m <sup>2</sup> K/W	Approx. 0.09 m <sup>2</sup> K/W	Approx. 0.12 m <sup>2</sup> K/W
27 dB	28 dB	26 dB	25 dB	21 dB	24 dB
0.20 aW	0.20 aW	0.20 aW	0.20 aW	0.20 aW	0.20 aW

C <sub>ii</sub> -s1 - Approved Approved	C <sub>ii</sub> -s1 - Approved Approved	C <sub>ii</sub> -s1 - Approved Approved	B <sub>ii</sub> -s1 Certified Approved Approved	C <sub>ii</sub> -s1 - Approved Approved	C <sub>ii</sub> -s1 - Approved Approved
Registered No. 006 A+/A+ Approved Approved	Registered No. 006 A+/A+ Approved Approved	Registered No. 006 A+/A+ Approved Approved	Registered No. 006 A+/A+ Approved Approved	Registered No. 006 A+/A+ Approved Approved	Registered No. 006 A+/A+ Approved Approved
ENP 434 With WTA backing eBVD with WTA backing Silver certified EPD-EGE-2013103-CBC1-EN Qualified	- With WTA backing - Silver certified EPD-EGE-20150201-CBC1-EN Qualified	ENP 434 With WTA backing - Silver certified EPD-EGE-20150180-CBC1-EN Qualified	ENP 434 With WTA backing - Silver certified EPD-EGE-20150030-CBC1-EN Qualified	- - - Silver certified EPD-EGE-2016001-CCA1-EN -	- - - Silver certified EPD-EGE-20150030-CBC1-EN Qualified
Certified	Certified	Certified	Certified	Certified	Certified





















Highline Express consists of six design directions:  
Classic, Cultures, Graphic, Nature, Essentials and Arts & Crafts.  
See all standard designs at [egecarpets.com](http://egecarpets.com).
























**Medallion**

<p><b>PAGE 016</b> Savonnerie</p> <hr/> <p><b>RF5500401</b></p> 	<p><b>PAGE 018</b> Savonnerie</p> <hr/> <p><b>RF5500403</b></p> 	<p><b>PAGE 072</b> Savonnerie</p> <hr/> <p><b>RF52953902</b></p> 	<p><b>PAGE 024</b> Coronation</p> <hr/> <p><b>RF5500406</b></p> 	<p><b>PAGE 027</b> Coronation</p> <hr/> <p><b>RF5500411</b></p> 	<p><b>PAGE 025</b> Hall of Mirrors</p> <hr/> <p><b>RF5500407</b></p> 
<p><b>PAGE 061</b> Hall of Mirrors</p> <hr/> <p><b>RF52953904</b></p> 	<p><b>PAGE 062</b> Hall of Mirrors</p> <hr/> <p><b>RF5500430</b></p> 	<p><b>PAGE 026</b> Palace Garden</p> <hr/> <p><b>RF5500409</b></p> 	<p><b>PAGE 053</b> Bristol Ballroom</p> <hr/> <p><b>RF52202708</b></p> 	<p><b>PAGE 081</b> Bristol Ballroom</p> <hr/> <p><b>RF52755107</b></p> 	<p><b>PAGE 062</b> Rochester Medallion</p> <hr/> <p><b>RF52953903</b></p> 
<p><b>PAGE 080</b> Rochester Medallion</p> <hr/> <p><b>RF52755105</b></p> 	<p><b>PAGE 080</b> New Savonnerie</p> <hr/> <p><b>RF52755106</b></p> 				















# INDEX

## Imperial














<p><b>PAGE 018</b> Chain Trellis</p> <p>RF5500404</p> 	<p><b>PAGE 055</b> Chain Trellis</p> <p>RF52202707</p> 	<p><b>PAGE 018</b> Chain Dot</p> <p>RF5500405</p> 	<p><b>PAGE 028</b> Cursor</p> <p>RF5500413</p> 	<p><b>PAGE 028</b> Cursor Dot</p> <p>RF5500414</p> 	<p><b>PAGE 035</b> Stella</p> <p>RF5500420</p> 
<p><b>PAGE 035</b> Pip</p> <p>RF5500421</p> 	<p><b>PAGE 050</b> Marker</p> <p>RF52202702</p> 	<p><b>PAGE 055</b> New Rex</p> <p>RF52202711</p> 	<p><b>PAGE 071</b> New Rex</p> <p>RF52953907</p> 	<p><b>PAGE 055</b> Dauphin</p> <p>RF52202712</p> 	<p><b>PAGE 073</b> Dauphin</p> <p>RF52953908</p> 
<p><b>PAGE 057</b> Ermine Dot</p> <p>RF52202714</p> 	<p><b>PAGE 061</b> Versailles</p> <p>RF5500431</p> 	<p><b>PAGE 088</b> Versailles</p> <p>RF52755112</p> 	<p><b>PAGE 071</b> Rosette</p> <p>RF52953906</p> 	<p><b>PAGE 072</b> Rosette Dot</p> <p>RF52953909</p> 	<p><b>PAGE 073</b> New Medallion</p> <p>RF52953910</p> 
<p><b>PAGE 017</b> Royal Palace Corridor</p> <p>RF5500402</p> 	<p><b>PAGE 029</b> Woven Ribbon Corridor</p> <p>RF5500415</p> 	<p><b>PAGE 060</b> Versailles Corridor</p> <p>RF52953901</p> 	<p><b>PAGE 069</b> New Rex Corridor</p> <p>RF52953905</p> 	<p><b>PAGE 070</b> Rosette Corridor</p> <p>RF5500433</p> 	



**Baroque**

<p><b>PAGE 026</b> Indian Damask</p> <hr/> <p><b>RF5500408</b></p> 	<p><b>PAGE 028</b> Indian Damask</p> <hr/> <p><b>RF5500412</b></p> 	<p><b>PAGE 027</b> Hyacinths &amp; Carnation</p> <hr/> <p><b>RF5500410</b></p> 	<p><b>PAGE 041</b> Pomegranates</p> <hr/> <p><b>RF5500422</b></p> 	<p><b>PAGE 054</b> Pomegranates</p> <hr/> <p><b>RF52202710</b></p> 	<p><b>PAGE 085</b> Pomegranates</p> <hr/> <p><b>RF52755109</b></p> 
<p><b>PAGE 043</b> Venice</p> <hr/> <p><b>RF5500424</b></p> 	<p><b>PAGE 045</b> Crown Palace</p> <hr/> <p><b>RF5500428</b></p> 	<p><b>PAGE 057</b> Queens Ornament</p> <hr/> <p><b>RF52202715</b></p> 	<p><b>PAGE 087</b> Queens Ornament</p> <hr/> <p><b>RF52755111</b></p> 	<p><b>PAGE 056</b> Queens Ornament Corridor</p> <hr/> <p><b>RF52202713</b></p> 	<p><b>PAGE 086</b> Queens Ornament Corridor</p> <hr/> <p><b>RF52755110</b></p> 

**Filigree**

<p><b>PAGE 034</b> Mucha</p> <hr/> <p><b>RF5500418</b></p> 	<p><b>PAGE 050</b> Mucha</p> <hr/> <p><b>RF52202701</b></p> 	<p><b>PAGE 052</b> Mucha</p> <hr/> <p><b>RF52202716</b></p> 	<p><b>PAGE 091</b> Mucha</p> <hr/> <p><b>RF52755115</b></p> 	<p><b>PAGE 035</b> Iron Gate</p> <hr/> <p><b>RF5500419</b></p> 	<p><b>PAGE 050</b> Iron Gate</p> <hr/> <p><b>RF52202703</b></p> 
<p><b>PAGE 091</b> Iron Gate</p> <hr/> <p><b>RF52755116</b></p> 	<p><b>PAGE 043</b> Paisley Shawl</p> <hr/> <p><b>RF5500425</b></p> 	<p><b>PAGE 054</b> Paisley Shawl</p> <hr/> <p><b>RF52202709</b></p> 	<p><b>PAGE 033</b> Mucha Corridor</p> <hr/> <p><b>RF5500416</b></p> 	<p><b>PAGE 051</b> Mucha Corridor</p> <hr/> <p><b>RF52202704</b></p> 	<p><b>PAGE 090</b> Mucha Corridor</p> <hr/> <p><b>RF52755114</b></p> 
<p><b>PAGE 042</b> Paisley Shawl Corridor</p> <hr/> <p><b>RF5500423</b></p> 					



# INDEX

## Floral

<b>PAGE 034</b> Tulip Lattice <hr/> <b>RF5500417</b>	<b>PAGE 052</b> Tulip Lattice <hr/> <b>RF52202705</b>	<b>PAGE 044</b> Patinated Flowerwork <hr/> <b>RF5500426</b>	<b>PAGE 084</b> Patinated Flowerwork <hr/> <b>RF52755108</b>	<b>PAGE 044</b> Amalfi Small <hr/> <b>RF5500427</b>	<b>PAGE 045</b> Amalfi Large <hr/> <b>RF5500429</b>
<b>PAGE 071</b> Scroll Rose <hr/> <b>RF5500434</b>	<b>PAGE 079</b> Floral Dot <hr/> <b>RF52755102</b>	<b>PAGE 088</b> Floral Dot <hr/> <b>RF52755113</b>	<b>PAGE 079</b> Floral Flower <hr/> <b>RF52755103</b>	<b>PAGE 079</b> Floral Path <hr/> <b>RF52755104</b>	<b>PAGE 078</b> Ermitage Corridor <hr/> <b>RF52755101</b>









BY APPOINTMENT TO THE ROYAL DANISH COURT

ege carpets a/s







**ege**<sup>®</sup>

[egecarpets.com](http://egecarpets.com)