

Cultures

Asian. Indian. Tribal.
Arabic. Folklore. Prayer.

Highline Express Collection

ege[®]

Cultures



**Asian. Indian. Tribal.
Arabic. Folklore. Prayer.**

Highline Express Collection



Intro	Page 008 / 009
Inspiration	Page 010 / 011
Recolour	Page 012 / 013
Designs	Page 014 / 077
Recolour examples	Page 078 / 081
Quality options	Page 082 / 083
Specifications	Page 084 / 085
Index	Page 086 / 089






Travel the world and explore ethnic works of art inspired by spiritual symbols, religious rituals, tribal traditions and fascinating folk tales. Rhythmic, repetitive patterns originate from authentic, traditional handmade crafts and proud, national costumes,

such as kimonos, saris and kaftans.

The love and symbolism of colours characterise the Cultures collection offering a beautiful range of vibrant, rich and expressive designs for your next carpet project.







**Our design team assists recolouring
your selected designs**



**ALL THE DESIGNS CAN BE RECOLOURED TO MEET
YOUR PREFERENCES AND REQUIREMENTS**

Our in-house team of experienced designers has carefully selected patterns and colours to provide you with lots of options, ideas and inspiration for your next carpet project.

Thanks to our advanced production technology, it is easy and quick to recolour a standard design at no extra charge. Pick any design and select your colours from one of the four standard colour palettes. Our design team is always on hand to assist and visualise the design in your colour selection. Learn more about how to recolour from page 78.


The Cultures designs are part of the Highline Express collections offering hundreds of standard designs. These can be recoloured and produced in one of nine different qualities to match your budget and demands for wear-resistance, acoustics, comfort, insulation and fire resistance.





RF5500101 LUCKY CLOUDS CHRYSANTHEMUM
w: 390.1 cm x l: 304.8 cm



K5500



AC72 AC71 GB9 AC49

RF5500102 CHRYSANTHEMUM
w: 390.1 cm x l: 304.8 cm

K5500



AC71 GB9

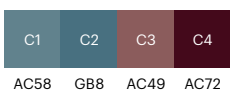


RF5500103 CHRYSANTHEMUM
w: 390.1 cm x l: 304.8 cm

K5500



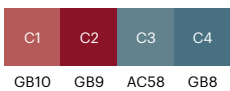


RF5500104 GRID
w: 48.8 cm x l: 38.1 cm

K5500



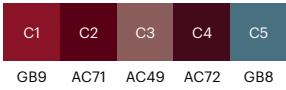

RF5500105 GRID
w: 48.8 cm x l: 38.1 cm

K5500



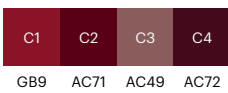
RF5500106 OSAKA
w: 97,5 cm x l: 97,5 cm


K5500



RF5500107 CALCUTTA
w: 65,0 cm x l: 56,1 cm


K5500












BORDER



TONE 1

GB12
AC28



TONE 2

GB12
GB11



TONE 3

AC24
AC23

INFILL



TONE 1

GB12
AC28








TONE 2

AC24
AC23

30 cm


40 cm



	GB12 GB11		C1		GB7 AC47		AC24 AC23
TONE 1		GB12		TONE 2		TONE 3	


RF52754803 RIYADH
w: 78.2 cm x l: 78.2 cm



K5275



RF52754804 INTERLACE
w: 24.4 cm x l: 24.4 cm


K5275











400 cm

100 cm

100 cm

C1	C2	C3	C4
GB7	AC59	GB8	AC58

RF5500109 BUTTERFLY
w: 390.1 cm x l: 553.0 cm


K5500



AC58 GB8 AC59 GB7

RF5500110 EROSION
w: 195.1 cm x l: 304.8 cm

K5500



GB8 GB7 AC59 GB3 AC49










RF5500111 BLOSSOM
w: 391.2 cm x l: 508.0 cm

K5500



400 cm



100 cm

100 cm




RF5500112 CALCUTTA
w: 65.0 cm x l: 56.1 cm

K5500

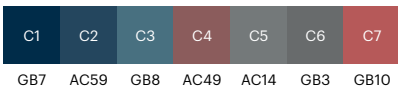


200 cm





40 cm

30 cm



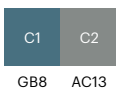

RF5500113 NORDIC KELIM
w: 390.1 cm x l: 390.1 cm

K5500



















RF5500114 TRONDHEIM EMBROIDERY
w: 391 cm x l: 391 cm

K5500





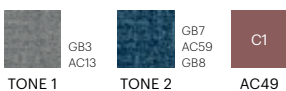

BORDER		INFILL	
 GB3	 GB7	 GB3	 GB7
 AC14	 AC59	 AC14	 AC59
 AC13	 GB8	 AC13	 GB8
 GB4	 AC58	 GB4	 AC58
TONE 1	TONE 2	TONE 1	TONE 2

30 cm

40 cm

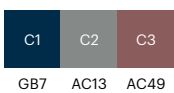

RF5500116 GEOMETRIC LACE
w: 97.5 cm x l: 136.1 cm

K5500

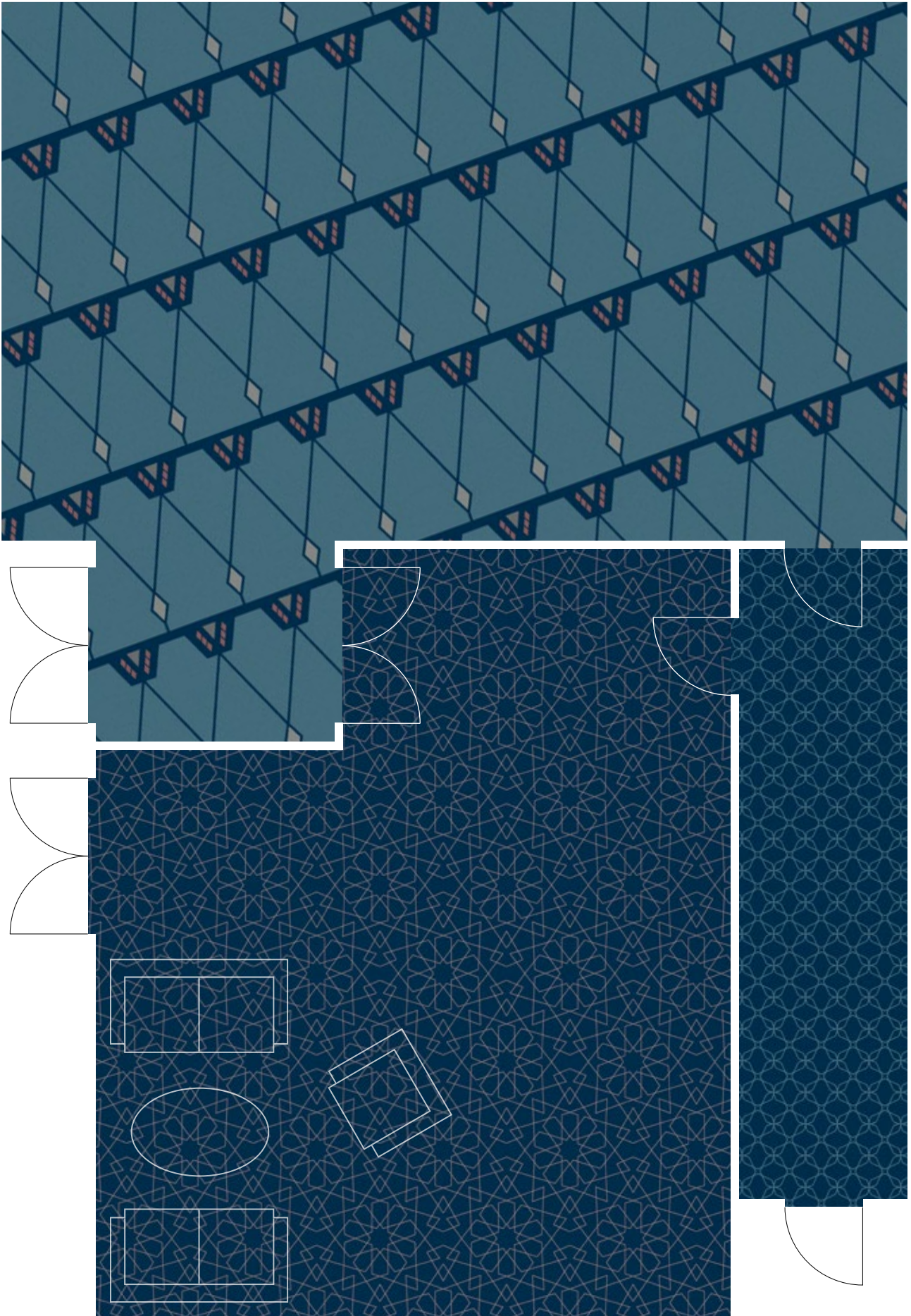


RF5500117 GEOMETRIC LACE
w: 97.5 cm x l: 136.1 cm

K5500




FLOORSCAPE INSPIRATION



RF5500118 INTERLACE
w: 24.4 cm x l: 24.4 cm


K5500



C1	C2
GB7	GB8

RF5500119 PRAYER
w: 130.0 cm x l: 62.0 cm

K5500



C1	C2	C3	C4	C5
GB8	GB7	AC49	AC13	GB3





RF52953601 LUCKY CLOUDS CHRYSANTHEMUM
w: 390.1 cm x l: 304.8 cm

K5295



400 cm

30 cm




RF52953602 CHRYSANTHEMUM
w: 390.1 cm x l: 304.8 cm

K5295



400 cm

30 cm



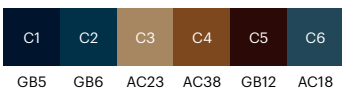
RF52953603 OSAKA
w: 97.5 cm x l: 97.5 cm

K5295




200 cm

30 cm



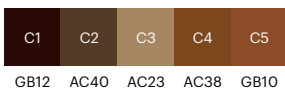
RF52953604 GOA
w: 65.0 cm x l: 65.0 cm

K5295



RF52953605 OSAKA
w: 97.5 cm x l: 97.5 cm

K5295







RF5500120 BENIN
w: 97.5 cm x l: 97.5 cm


K5500



GB11 GB12

RF5500121 GHANA
w: 130.0 cm x l: 203.2 cm

K5500





RF5500122 ANCIENT FLOWER
w: 195.1 cm x l: 191.5 cm

K5500



400 cm



40 cm


30 cm



GB11 GB7 GB12 AC32

RF5500123 GEOMETRIC LACE
w: 97.5 cm x l: 136.1 cm

K5500



400 cm



40 cm


30 cm



TONE 1 TONE 2 C1
AC32 GB11 GB12 AC18 GB7

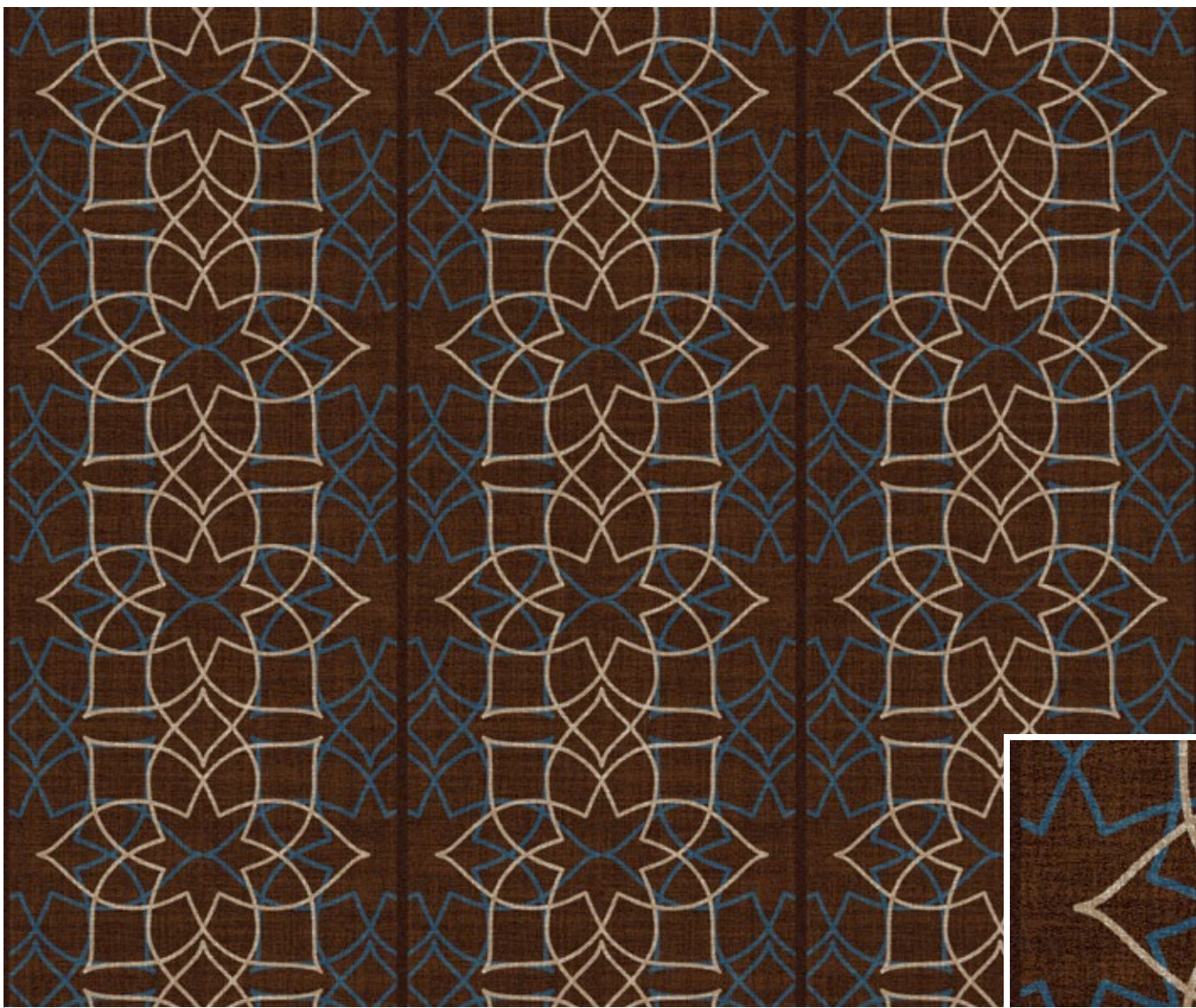
RF5500124 MEDINA
w: 390.1 cm x l: 335.3 cm

K5500



RF5500125 PRAYER
w: 130.0 cm x l: 165.5 cm

K5500



















RF5500126 WAVE
w: 195.1 cm x l: 152.4 cm


K5500



GB5 AC51

RF5500127 GRID
w: 48.8 cm x l: 38.1 cm

K5500



GB5 AC51 AC73 AC53

RF5500128 KASHMIR
w: 32.5 cm x l: 48.8 cm

K5500



GB5 AC51 AC58 AC73

RF5500129 BLOSSOM
w: 391.2 cm x l: 508.0 cm


K5500



AC51 GB5 AC53

RF5500130 OSAKA
w: 97.5 cm x l: 97.5 cm

K5500




AC51 GB5 AC53 GB8 AC52 AC73



600 cm

100 cm*

C1	C2	C3	C4	C5	C6	C7	C8	C9
GB8	GB5	AC28	GB11	AC53	AC32	AC73	AC51	GB12



400 cm

30 cm




GB5 GB8 AC73 GB11



400 cm

30 cm




GB11 AC32 GB5 AC51 AC73 GB11 GB8 AC58

RF5500134 JEDDAH

w: 78.2 cm x l: 88.9 cm


K5500



RF5500135 MOSAIC STAR

w: 24.4 cm x l: 14.7 cm


K5500



RF5500136 PRAYER

w: 130.0 cm x l: 58.9 cm

K5500












400 cm

100 cm

C1	C2	C3	C4	C5	C6
GB4	AC13	AC14	GB3	AC16	GB2



400 cm

100 cm



GB2 GB3 AC14 GB4 AC13



200 cm


30 cm



GB3 GB2 AC49 GB4

RF5500140 KASHMIR
w: 32.5 cm x l: 48.8 cm

K5500



200 cm

30 cm

40 cm



RF5500141 GOA
w: 65.0 cm x l: 65.0 cm

K5500

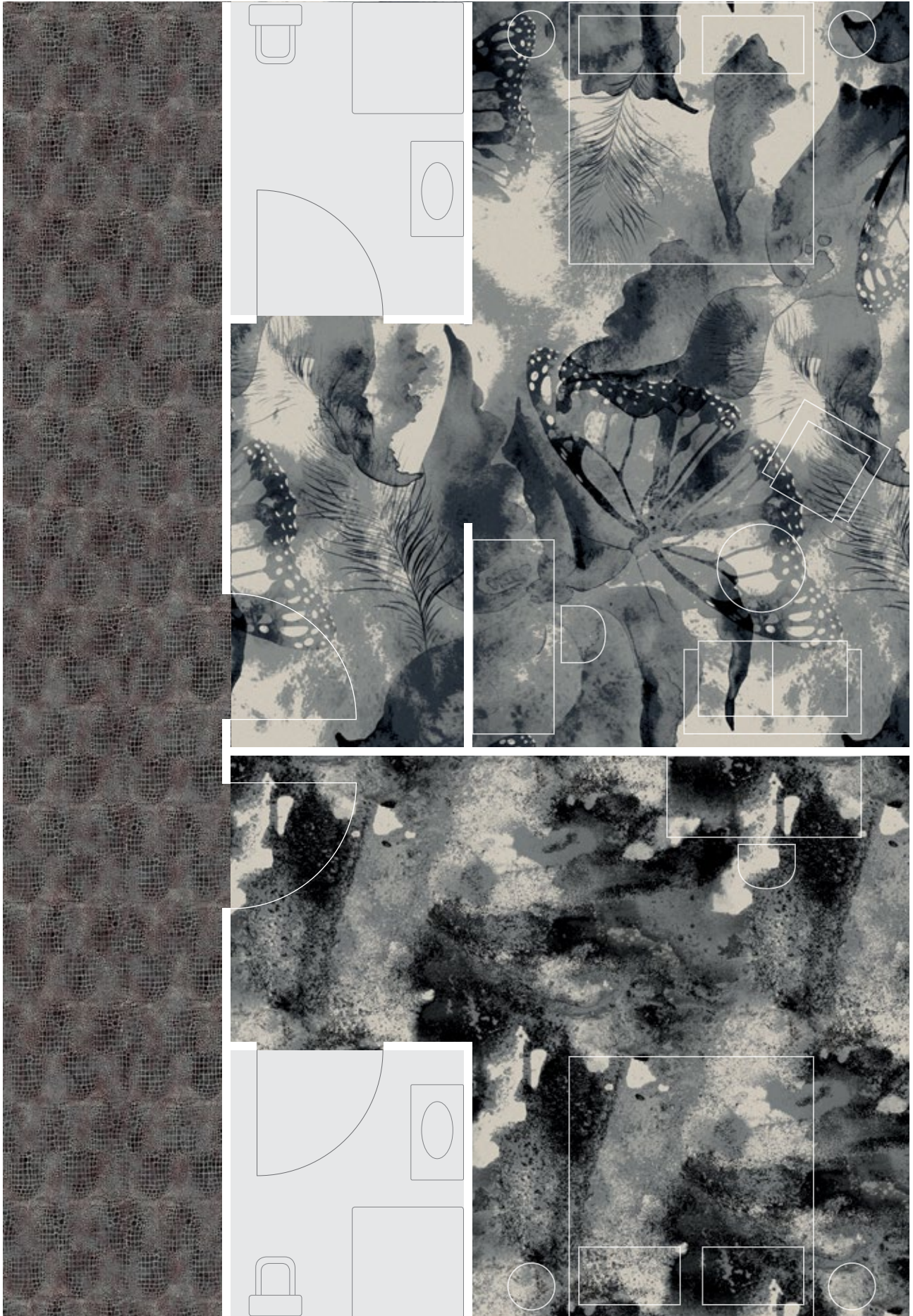



200 cm

30 cm

40 cm









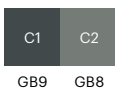

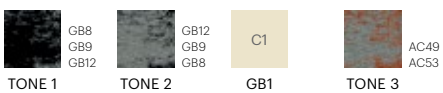







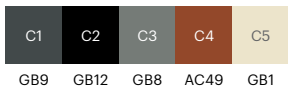



C1	C2	C3	C4	C5	C6
GB12	GB9	GB8	AC49	AC53	GB1



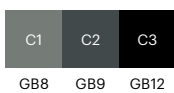

RF52203104 MEDINA
w: 390,1 cm x l: 335,3 cm

K5220




RF52203105 MOSAIC STAR
w: 24,4 cm x l: 14,7 cm

K5220





RF52203106 MECCA
w: 65.0 cm x l: 65.0 cm

K5220



RF52203107 PRAYER
w: 130.0 cm x l: 58.9 cm

K5220



STANDARD COLOUR PALETTES

All designs are developed in one of four standard colour palettes as listed below. Each palette has 12 solid base colours (GB1-12) including a large number of accent colours (AC).

K5500 BASE COLOUR PALETTE

GB1 K40501	GB2 K40502	GB3 K40503	GB4 K40504
GB5 K40505	GB6 K40506	GB7 K40507	GB8 K40508
GB9 K40509	GB10 K40510	GB11 K40511	GB12 K40512

K5500 ACCENT COLOURS for use in areas of max. 50 x 50 cm

AC13	AC14	AC15	AC16	AC17	AC48	AC49	AC50	AC51	AC52
AC18	AC19	AC20	AC21	AC22	AC53	AC54	AC55	AC56	AC57
AC23	AC24	AC25	AC26	AC27	AC58	AC59	AC60	AC61	AC62
AC28	AC29	AC30	AC31	AC32	AC63	AC64	AC65	AC66	AC67
AC33	AC34	AC35	AC36	AC37	AC68	AC69	AC70	AC71	AC72
AC38	AC39	AC40	AC41	AC42	AC73	AC74	AC75	AC76	AC77
AC43	AC44	AC45	AC46	AC47					

K5220 BASE COLOUR PALETTE

GB1 A20041	GB2 A20042	GB3 A20043	GB4 K20044
GB5 K20045	GB6 K20046	GB7 K20047	GB8 K20048
GB9 K20049	GB10 K20050	GB11 K20051	GB12 K20012

K5220 ACCENT COLOURS for use in areas of max. 50 x 50 cm

AC43	AC44	AC45	AC46	AC47	AC63	AC64	AC65	AC66	AC67
AC48	AC49	AC50	AC51	AC52	AC68	AC69	AC70	AC71	AC72
AC53	AC54	AC55	AC56	AC57	AC73	AC74	AC75	AC76	AC77
AC58	AC59	AC60	AC61	AC62					

K5275 BASE COLOUR PALETTE

GB1 K28328	GB2 K28329	GB3 K28378	GB4 K28374
GB5 K28366	GB6 K28364	GB7 K28380	GB8 K28379
GB9 K27886	GB10 K28360	GB11 K28367	GB12 K28368

K5275 ACCENT COLOURS for use in areas of max. 50 x 50 cm

AC13	AC14	AC15	AC16	AC17	AC33	AC34	AC35	AC36	AC37
AC18	AC19	AC20	AC21	AC22	AC38	AC39	AC40	AC41	AC42
AC23	AC24	AC25	AC26	AC27	AC43	AC44	AC45	AC46	AC47
AC28	AC29	AC30	AC31	AC32					

K5295 BASE COLOUR PALETTE

GB1 K28601	GB2 K28602	GB3 K28603	GB4 K20012
GB5 H28605	GB6 K28606	GB7 K28607	GB8 K28608
GB9 K28609	GB10 K28610	GB11 H28611	GB12 H28632

K5295 ACCENT COLOURS for use in areas of max. 50 x 50 cm

AC13	AC14	AC15	AC16	AC17	AC33	AC34	AC35	AC36	AC37
AC18	AC19	AC20	AC21	AC22	AC38	AC39	AC40	AC41	AC42
AC23	AC24	AC25	AC26	AC27	AC43	AC44	AC45	AC46	AC47
AC28	AC29	AC30	AC31	AC32					



SELECT DESIGN

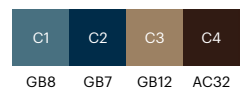
RF5500122



CHANGE COLOUR OF BACKGROUND

CHOOSE BETWEEN GB1-12 AND IN AREAS OF MAX. 50 X 50 CM ALSO CHOOSE ACCENT COLOURS

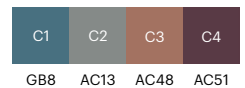
EF80022-101



CHANGE COLOURS OF PATTERN

CHOOSE BETWEEN GB1-12 AND ACCENT COLOURS FROM THE SAME COLOUR PALETTE AS USED FOR BACKGROUND

EF80022-102




RECOLOUR EXAMPLES


Pick any design and make the colours fit perfectly to your surroundings by using colours from one of the four palettes shown on page 78.




RF5500142 GHANA K5500
w: 130.0 cm x l: 203.2 cm



RF5500143 BENIN K5500
w: 97.5 cm x l: 97.5 cm




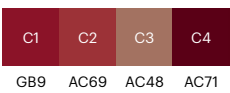
RF5500144 KASHMIR K5500
w: 32.5 cm x l: 48.8 cm




RF52754806 MECCA K5295
w: 65.0 cm x l: 65.0 cm




RF5500145 ANCIENT FLOWER K5500
w: 195.1 cm x l: 191.5 cm



RF52953606 WAVE K5295
w: 195.1 cm x l: 152.4 cm





RF52754807 GEOMETRIC LACE

K5275

w: 97.5 cm x l: 136.1 cm




GB6 GB7 GB5



RF5500146 TRONDHEIM EMBROIDERY

K5500

w: 39.1 cm x l: 39.1 cm




GB6 GB12



RF5500147 BLOSSOM

K5500

w: 391.2 cm x l: 508.0 cm



GB3 GB2 TONE 1


AC13
AC14
GB3



RF5500148 MOROCCO

K5500

w: 390.1 cm x l: 390.1 cm



TONE 1 TONE 2 TONE 3 TONE 4

GB3
AC15

AC33
GB1

AC15
GB2

AC35
AC37



RF52754808 NORDIC KELIM

K5275

w: 390.1 cm x l: 390.1 cm




TONE 1 TONE 2 TONE 3 TONE 4

GB1
GB2

GB2
AC17
GB1

GB3
GB4

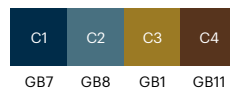
GB4
GB3



RF5500149 CONGO

K5500


w: 195.6 cm x l: 255.0 cm



GB7 GB8 GB1 GB11



Choose among a variety of carpet qualities to enhance the style and ambience of your design project



WE CAN HELP YOU FIND THE CARPET TO MATCH YOUR TASTE, SPECIFICATIONS AND PRACTICAL NEEDS

With the Highline Express collections we offer you a wide variety of standard designs in different cut or loop piles. You even have the option of recolouring the designs to make them match the rest of your interior. If you are not looking for patterned carpets, we also offer flat woven, shag or tufted constructions in a wide palette of solid colours as well as multi-level loop structures.

At ege, you will find many functional qualities, aesthetic colours, beautiful patterns and cool design collections available as broadloom and tiles. You can set new standards in floor design by combining different collections into distinctive design solutions that will fit practical needs, tastes and any kind of budget.

Create the perfect balance in your interior with the power of colours and an interesting mix of soft and hard materials. Use the carpet as one of your key building stones in creating the atmosphere you have in mind not only in terms of design and colour, but also in terms of texture and feel. You can also choose different carpets for different rooms and areas or use creative combinations to move or guide people.

Check out the collections at egecarpets.com and find the carpet that fits your next floor design.

HIGHLINE QUALITIES

No minimum order requirements
24-hour sample service
Dispatch within 2 weeks from receipt of order

Construction characteristics	Standard	Highline 80/20 1900 WT	Highline 80/20 1400 WT	Highline 80/20 1100 WT
Structure	ISO 2424	Tufted cut pile	Tufted cut pile	Tufted cut pile
Pile material	DIR 96/73, 96/74	80% wool, 20% polyamide	80% wool, 20% polyamide	80% wool, 20% polyamide
Coloration	-	Millitron dyed	Millitron dyed	Millitron dyed
Backing	eTL	WT – Woven textile	WT – Woven textile	WT – Woven textile
Dimensions	ISO 3018	Approx. 400 cm	Approx. 400 cm	Approx. 400 cm
Gauge	ISO 2424	1/8	1/8	1/8
Total thickness	ISO 1765	Approx. 10.0 mm	Approx. 8.5 mm	Approx. 8.0 mm
Surface pile thickness	ISO 1766	Approx. 7.5 mm	Approx. 6.0 mm	Approx. 5.5 mm
Tufts	ISO 1763	Approx. 167,000 per m ²	Approx. 137,000 per m ²	Approx. 120,000 per m ²
Total carpet weight	ISO 8543	Approx. 3,350 g/m ²	Approx. 2,900 g/m ²	Approx. 2,600 g/m ²
Pile yarn weight	eTL	Approx. 1,900 g/m ²	Approx. 1,400 g/m ²	Approx. 1,100 g/m ²
Surface pile density	ISO 8543	Approx. 0.200 g/cm ³	Approx. 0.170 g/cm ³	Approx. 0.150 g/cm ³
Soil protection	eTL	Yes	Yes	Yes
Biocidal treatment	Biocidal Product Regulation	Contains a preservative to control microbiological deterioration	Contains a preservative to control microbiological deterioration	Contains a preservative to control microbiological deterioration

Performance characteristics

Performance areas	EN 1307	Class 33 – Commercial – Heavy	Class 33 – Commercial – Heavy	Class 32 – Commercial – General
Castor chair suitability	EN 985	-	-	-
Suitability for use on stairs	EN 1963	-	Yes	Yes
Static control	eTL	Permanently antistatic	Permanently antistatic	Permanently antistatic
Suitability for under floor heating	eTL	Approx. 0.17 m ² K/W	Approx. 0.15 m ² K/W	Approx. 0.14 m ² K/W
Acoustical insulation from impact noise	ISO 717-2/eTL	29 dB	31 dB	27 dB
Acoustical absorption	ISO 354/eTL	0.30 aW	0.25 aW	0.25 aW

Safety and environmental characteristics

Fire classifications	EN 13501-1 Euroclass IMO MK Godkendelse VKF/AEAI	C _{fl} -s1 - Approved Approved	B _{fl} -s1 Certified Approved Approved	B _{fl} -s1 Certified Approved Approved
Indoor climate	BASTA DIM Certificate Emissions dans l'air intérieur GECA Green Label Plus	Registered No. 006 A+/A+ - Approved	Registered No. 006 A+/A+ - Approved	Registered No. 006 A+/A+ - Approved
Environmental profile	Bre BREEAM-NOR Byggvarudeklaration Cradle to Cradle Certified™ Environmental Product Declaration LEED	- - - Silver certified - Qualified	- - - Silver certified EPD-EGE-20150234-CBC1-EN Qualified	- - - Silver certified EPD-EGE-20150233-CBC1-EN Qualified
CE Labeling	EN 14041	Certified	Certified	Certified

Manufacturer characteristics

Quality management	ISO 9001	Audited and verified by Bureau Veritas Certification
Environmental management	ISO 14001	Audited and verified by Bureau Veritas Certification
Eco management	EMAS	Audited and verified by Bureau Veritas Certification
Occupational Health & Safety	DS/OHSAS 18001	Audited and verified by Bureau Veritas Certification
Corporate Social Responsibility	DS 49001	Audited and verified by Bureau Veritas Certification
Carpet Recycling UK	Member	carpetrecyclinguk.com

Highline 1100 WT	Highline 910 WT	Highline 750 WT	Highline 630 WT	Highline Carré WT	Highline Loop WT
Tufted cut pile	Tufted cut pile	Tufted cut pile	Tufted cut pile	Tufted loop pile	Tufted loop pile
100% regenerated ECONYL® polyamide	100% polyamide	100% polyamide	100% polyamide	100% regenerated ECONYL® polyamide	100% polyamide
Millitron dyed	Millitron dyed	Millitron dyed	Millitron dyed	Millitron dyed	Millitron dyed
WT - Woven textile	WT - Woven textile	WT - Woven textile	WT - Woven textile	WT - Woven textile	WT - Woven textile
Approx. 400 cm	Approx. 400 cm	Approx. 400 cm	Approx. 400 cm	Approx. 400 cm	Approx. 400 cm
1/8	1/10	1/8	1/10	1/10	1/10
Approx. 8.3 mm	Approx. 7.5 mm	Approx. 7.0 mm	Approx. 6.5 mm	Approx. 5.5 mm	Approx. 7.0 mm
Approx. 5.6 mm	Approx. 5.0 mm	Approx. 4.5 mm	Approx. 4.0 mm	Approx. 3.0 mm	Approx. 4.0 mm
Approx. 197,100 per m ²	Approx. 222,000 per m ²	Approx. 127,000 per m ²	Approx. 230,000 per m ²	Approx. 173,000 per m ²	Approx. 153,000 per m ²
Approx. 2,550 g/m ²	Approx. 2,350 g/m ²	Approx. 2,250 g/m ²	Approx. 2,050 g/m ²	Approx. 2,050 g/m ²	Approx. 2,200 g/m ²
Approx. 1,100 g/m ²	Approx. 910 g/m ²	Approx. 760 g/m ²	Approx. 630 g/m ²	Approx. 440 g/m ²	Approx. 680 g/m ²
Approx. 0.155 g/cm ³	Approx. 0.150 g/cm ³	Approx. 0.130 g/cm ³	Approx. 0.120 g/cm ³	Approx. 0.100 g/cm ³	Approx. 0.115 g/cm ³
Yes	Yes	Yes	Yes	Yes	Yes
-	-	-	-	-	-

Class 33 – Commercial – Heavy	Class 33 – Commercial – Heavy	Class 32 – Commercial – General	Class 33 – Commercial – Heavy	Class 33 – Commercial – Heavy	Class 33 – Commercial – Heavy
Intensive use	Intensive use	-	Intensive use	Intensive use	Intensive use
Yes	Yes	-	Yes	Yes	Yes
Permanently antistatic	Permanently antistatic	Permanently antistatic	Permanently antistatic	Permanently antistatic	Permanently antistatic
Approx. 0.14 m ² K/W	Approx. 0.13 m ² K/W	Approx. 0.12 m ² K/W	Approx. 0.11 m ² K/W	Approx. 0.09 m ² K/W	Approx. 0.12 m ² K/W
27 dB	28 dB	26 dB	25 dB	21 dB	24 dB
0.20 aW	0.20 aW	0.20 aW	0.20 aW	0.20 aW	0.20 aW

C _{ii} -s1 - Approved Approved	C _{ii} -s1 - Approved Approved	C _{ii} -s1 - Approved Approved	B _{ii} -s1 Certified Approved Approved	C _{ii} -s1 - Approved Approved	C _{ii} -s1 - Approved Approved
Registered No. 006 A+/A+ Approved Approved	Registered No. 006 A+/A+ Approved Approved	Registered No. 006 A+/A+ Approved Approved	Registered No. 006 A+/A+ Approved Approved	Registered No. 006 A+/A+ Approved Approved	Registered No. 006 A+/A+ Approved Approved
ENP 434 With WTA backing eBVD with WTA backing Silver certified EPD-EGE-2013103-CBC1-EN Qualified	- With WTA backing - Silver certified EPD-EGE-20150201-CBC1-EN Qualified	ENP 434 With WTA backing - Silver certified EPD-EGE-20150180-CBC1-EN Qualified	ENP 434 With WTA backing - Silver certified EPD-EGE-20150030-CBC1-EN Qualified	- - - Silver certified EPD-EGE-2016001-CCA1-EN -	- - - Silver certified EPD-EGE-20150030-CBC1-EN Qualified
Certified	Certified	Certified	Certified	Certified	Certified










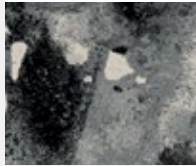





For full technical specifications and installation and maintenance guides see egecarpets.com















Highline Express consists of six design directions:
 Cultures, Graphic, Nature, Essentials, Classic and Arts & Crafts.
 See all standard designs at egecarpets.com.

INDEX

Asian








<p>PAGE 016 Lucky Clouds Chrysanthemum</p> <p>RF5500101</p> 	<p>PAGE 042 Lucky Clouds Chrysanthemum</p> <p>RF52953601</p> 	<p>PAGE 016 Chrysanthemum</p> <p>RF5500102</p> 	<p>PAGE 017 Chrysanthemum</p> <p>RF5500103</p> 	<p>PAGE 042 Chrysanthemum</p> <p>RF52953602</p> 	<p>PAGE 017 Grid</p> <p>RF5500104</p> 
<p>PAGE 017 Grid</p> <p>RF5500105</p> 	<p>PAGE 058 Grid</p> <p>RF5500127</p> 	<p>PAGE 028 Pigment</p> <p>RF5500108</p> 	<p>PAGE 067 Pigment</p> <p>RF5500138</p> 	<p>PAGE 029 Butterfly</p> <p>RF5500109</p> 	<p>PAGE 066 Butterfly</p> <p>RF5500137</p> 
<p>PAGE 029 Erosion</p> <p>RF5500110</p> 	<p>PAGE 067 Erosion</p> <p>RF5500139</p> 	<p>PAGE 058 Wave</p> <p>RF5500126</p> 			

Indian













<p>PAGE 018 Osaka</p> <p>RF5500106</p> 	<p>PAGE 042 Osaka</p> <p>RF52953603</p> 	<p>PAGE 043 Osaka</p> <p>RF52953605</p> 	<p>PAGE 059 Osaka</p> <p>RF5500130</p> 	<p>PAGE 018 Calcutta</p> <p>RF5500107</p> 	<p>PAGE 034 Calcutta</p> <p>RF5500112</p> 
<p>PAGE 034 Blossom</p> <p>RF5500111</p> 	<p>PAGE 059 Blossom</p> <p>RF5500129</p> 	<p>PAGE 043 Goa</p> <p>RF52953604</p> 	<p>PAGE 068 Goa</p> <p>RF5500141</p> 	<p>PAGE 058 Kashmir</p> <p>RF5500128</p> 	<p>PAGE 068 Kashmir</p> <p>RF5500140</p> 

INDEX

Tribal

PAGE 023 Congo <hr/> RF52754802 	PAGE 046 Benin <hr/> RF5500120 	PAGE 075 Benin <hr/> RF52203103 	PAGE 046 Ghana <hr/> RF5500121 	PAGE 061 Morocco <hr/> RF5500133 	PAGE 022 Ghana Corridor <hr/> RF52754801 
PAGE 036 Ghana Corridor <hr/> RF5500115 					

Arabic

PAGE 024 Riyadh <hr/> RF52754803 	PAGE 024 Interlace <hr/> RF52754804 	PAGE 039 Interlace <hr/> RF5500118 	PAGE 037 Geometric Lace <hr/> RF5500116 	PAGE 037 Geometric Lace <hr/> RF5500117 	PAGE 048 Geometric Lace <hr/> RF5500123 
PAGE 049 Medina <hr/> RF5500124 	PAGE 076 Medina <hr/> RF52203104 	PAGE 062 Jeddah <hr/> RF5500134 	PAGE 062 Mosaic Star <hr/> RF5500135 	PAGE 076 Mosaic Star <hr/> RF52203105 	PAGE 077 Mecca <hr/> RF52203106 

Folklore

PAGE 035
Nordic Kelim

RF5500113



PAGE 075
Nordic Kelim

RF52203102



PAGE 035
Trondheim
Embroidery

RF5500114




PAGE 048
Ancient Flower

RF5500122



PAGE 061
Ancient Flower

RF5500132



PAGE 060
Village Prints

RF5500131



PAGE 074
Village Prints

RF52203101



Prayer

PAGE 025
Prayer

RF52754805



PAGE 049
Prayer

RF5500125



PAGE 039
Prayer

RF5500119



PAGE 062
Prayer

RF5500136



PAGE 077
Prayer

RF52203107





BY APPOINTMENT TO THE ROYAL DANISH COURT

ege carpets a/s

ege[®]

egecarpets.com